



KYUBE GARDEN BUILDING

A place to escape

Contents

Love your garden...	4
Created to work for you	5
Steel Frame Garden Building	6
Timber Frame Garden Building	10
Customise your building's exterior finishes	12
Steel Frame Garden Building – internal finishes	14
The complete garden solution	16



Composite Garden Buildings are suitable for a wide range of applications. The luxurious space can be utilised as your home office or a gym, or alternatively as a place to relax, unwind and get away from it all.

Front cover image:
Kyube Timber Frame Garden Room
with corner glazed panel



Steel Frame Garden Building
in Moondust Grey

Your garden - a place to escape

Get more out of your garden with one of our bespoke Kyube Garden Rooms. We've created a range of Garden Buildings which can be tailored to your specific requirements, handmade to order and can be delivered to your home within a month. Easy to construct, your Kyube can be ready to use in as little as two days after delivery.

Whether you want to create a home office, entertainment space, or even a child's playroom, our flexible options ensure it's easy to design your own Kyube - creating that much needed additional space in your home which can be used all year round.

Love your garden...

We offer two bespoke Kyube solutions, which can be adapted to suit your taste and requirements.

Firstly, our Timber Frame building. This option comes fitted with your choice of exterior cladding, plus your selection of door, door furniture and window colour. The interior is left unfinished, allowing you to create your own interior solution.

The second option is our Steel Frame building, which is a complete ready-to-use solution. In addition to choosing

your exterior finishes, this frame comes completely insulated and with a selection of interior decor options for you to choose from.

Both frame options are available in a range of sizes, with a variety of corner window options to suit any shape and sized garden.

Every one of our garden buildings is individually designed and made in the UK by our specialist team.

Key Features

Look below for some of our Garden Buildings' key features and benefits; which include electrics and double-glazed windows and doors as standard.



Made in the UK



Durable and
long lasting



4 week lead time



Low maintenance



Natural look



Supplied with all windows,
doors, fascias, soffits



Created to work for you

We want to make it as easy as possible for you to choose the right Kyube Garden Room for your space and requirements. We have over 72 Garden Buildings to choose from, which means whatever space you're working with and whatever you're planning to use your building for, we have a solution which is perfect for you.

With 6 external cladding colours in the range, 3 door colour options and 6 door furniture colours available, our

Garden Buildings can be designed to fit in perfectly with their surroundings. With so much choice, we've made creating your perfect Kyube Garden Room as easy as 1, 2, 3...

Our buildings can be created for you in 3 easy steps:

1. Choose your size and window options.
2. Select your external colour options.
3. Pick the internal solution which works for you.

STEEL FRAME

*choice of
cladding colours*

▲
Kyube in Taupe external
cladding with patio door



Steel Frame Kyube Building

Each of our Steel Frame Buildings comes with a 50-year guarantee on the frame, so you can enjoy the peace of mind that the building will stand the test of time.

Our Steel Frame Buildings are fully finished inside and out. We offer a selection of beautiful, hardwearing luxury vinyl flooring options and a choice of décor internal cladding finishes. You can also pick from a selection of our low maintenance roomline skirting, giving you a high-quality interior finish which is personal to you.

All our Kyube Buildings come with 100mm cavity wall insulation and an insulated steel roof. Added to the interior finishes, this gives you a garden building solution which is ready to go from day one.

French Door
with cladding in Anthracite Grey



Patio Door
with cladding in
Moondust Grey



Price includes:

- ▶ Insulated Steel Roof with 750mm Canopy
- ▶ PVC Patio or French Door size and colour options
- ▶ Composite External Cladding in a choice of 6 colours
- ▶ Composite front decked step 4 colour options
- ▶ Internal finish – Décor Cladding, PVC-U Skirting and Luxury Vinyl Flooring - colour options available
- ▶ 100mm cavity insulation
- ▶ 50-Year Guarantee – Steel Frame only
- ▶ Plug and play electric pack

Features & Benefits:

- ▶ 50-Year Guarantee on Steel Frame
- ▶ Long lasting low maintenance composite cladding
- ▶ Internal Finish
- ▶ Supplied with all windows and doors
- ▶ Natural modern look
- ▶ Insulated to use all year round

Sizes: (Width x Depth)

- ▶ 3000mm x 2500mm
- ▶ 4000mm x 2500mm
- ▶ 5000mm x 2500mm
- ▶ 6000mm x 2500mm
- ▶ 3000mm x 3000mm
- ▶ 4000mm x 3000mm
- ▶ 5000mm x 3000mm
- ▶ 6000mm x 3000mm



*choice of
internal cladding*

*luxury vinyl
flooring options*



Light Wood interior wall cladding and
Fontana luxury vinyl flooring

A place to work, rest or play

If you choose a Steel Frame Kyube you have the choice of internal finishes that come as standard to create your perfect garden retreat.



TIMBER FRAME



*corner
window
option*

Timber Frame Kyube Building

Our Timber Frame Buildings are perfect if you are after a little more flexibility on your finishes. They come with high-quality external finishing, such as six colour options for External Cladding, our composite tiled roof, pre-wired stainless steel external lighting, plus the choice of French or Patio Doors. Our Timber Frame Buildings come unfinished internally. Inside the walls are a timber finish with a 90mm wooden floor. Giving you complete flexibility and control of the look and feel of the interior design.

All our Kyube Timber Rooms come with a 10-year guarantee, so you get peace of mind as well as flexibility.



Timber Frame Kyube with French Door and glazed side panel in Taupe

Timber Frame Kyube with Patio Door in Anthracite Grey

Price includes:

- ▶ Composite tile roof
- ▶ Corner window option (left or right)
- ▶ PVC Patio or French Door options
- ▶ Composite External Cladding in 6 colour choices
- ▶ 10-Year Guarantee – Timber Frame only
- ▶ Plug and play electric pack

Features & Benefits:

- ▶ 10-Year Guarantee
- ▶ Long lasting low maintenance composite cladding
- ▶ Unique corner window option
- ▶ Supplied with all windows and doors
- ▶ Natural modern look
- ▶ Modular building for easy installation

Sizes: (Width x Depth)

- ▶ 3600mm x 2550mm
- ▶ 3600mm x 3750mm
- ▶ 4200mm x 2550mm
- ▶ 4200mm x 3750mm
- ▶ 4800mm x 2550mm
- ▶ 4800mm x 3750mm


Customise your buildings' exterior finishes

Whether you choose our Timber or Steel Framed Garden Building, the style is up to you. With 6 external cladding colour options, 6 door furniture colour options and 3 door frame colour options to choose from, there is a combination of external finishes to work with every space and any taste.

EXTERNAL FINISH CHOICE FOR BOTH FRAME OPTIONS

External cladding colour options

Supplied with matching trims



**ANTHRACITE
GREY**

PIGEON BLUE

**MOONDUST
GREY**

TAUPE

SOFT GREEN

OYSTER

Door furniture colours



WHITE

GOLD

CHROME

SATIN SILVER

SATIN BLACK

**CAST IRON
EFFECT**

Door colour options

All frames are white internally



**ANTHRACITE
GREY**


White interior

GOLDEN OAK

White interior

WHITE

White interior



External Cladding

Available in 6 colours, our premium composite cladding system. It's made from a unique new composite material which means it's incredibly resilient, yet amazingly easy to work with and fit. What's really revolutionary though is that it has minimal contraction or expansion whatever the weather conditions, which makes it perfectly suited to garden rooms. All our external cladding comes with a 10-year guaranteed weatherproof performance and is fire performance tested in the UK to achieve BS EN 13501.

Window and Door Colour Options

All our Kyube Garden Rooms come with either a French Door (opens outwards) or with our Patio Door. Our windows and doors are all made to the highest energy and security standards. Our windows and doors come in a range of colours to choose from.

Energy efficient, high security windows and doors

- ▶ A-rated Eurocell double glazed windows
- ▶ High-security multi-point locking system on all doors
- ▶ French Door option (open outwards) or Patio Door (left or right opening view from the outside)
- ▶ Frames available in a range of colours.

French Doors

French Doors are a more traditional style of patio door, full of charm and character. Our French Doors open outwards to maximise space internally. You have a choice of 3 frame colours externally with a clean, white internal finish.

Patio Door

The Patio Door option allows maximum light into your Garden Building. They conform to PAS24 standards, which are the latest security regulations for patio doors. You have 3 colour choices externally with a white internal finish. In addition, there are left or right opening options available.

Door Furniture Options

Perfectly match your hardware to your door. Giving you complete control over the finished look. Plus the multi-point lock system gives you the security you need. Our Garden Building Door furniture comes in a range of 6 colour options.



Patio Door



French Door
(Straight edge)

Colour options

The colour options available match and contrast with the External Cladding range

Steel Frame Garden Building – internal finishes

your space – your choice

FOR STEEL FRAME OPTION ONLY

Décor choice

Internal cladding



FUN WOOD



LOFT BRICK



**BROWN
SLATE**



**LIGHT
WOOD**


Flooring options



HUNTSVILLE




CLEVELAND



FONTANA

Recycled PVC-U Skirting

Skirting and architrave



**ENGLISH
OAK**



**WHITE
SATIN**



**ANTHRACITE
GREY**

Décor Wall Cladding Options

Completing the internal finish of your Steel Frame Kyube Building, our internal cladding is quick and easy to install and simple to keep looking its best. The wall panelling comes in four classic colour and texture options. Inspired by nature, they help create a cosy atmosphere and are the perfect finishing touch to your building.

Luxury Vinyl Tile Flooring

The slip and water-resistant design of the vinyl flooring make it particularly ideal for garden rooms as it is both hard-wearing and durable. The easy maintenance, together with great sound and heat insulation properties ensures that luxury vinyl flooring is a great, cost-effective alternative to the real stone or wood flooring.

Recycled PVC-U Skirting Options


The PVC-U skirting board is the perfect addition to any interior. Low maintenance, low hassle, easy fit solution. No need to paint, sand or mitre; it's ready to fit and will stand the test of time.




Loft Brick internal cladding



INTERNAL CLADDING OPTIONS



LUXURY VINYL TILE FLOORING



RECYCLED PVC-U SKIRTING



The complete garden solution



We offer a range of high-quality outdoor products to complement your Garden Building. Including quality non-slip solid Composite Decking and Balustrade. Easy to install, no maintenance Eco-Fencing and a range of Synthetic Turf which is suitable for all outdoor spaces.



▲
Eco-Fencing - quick and easy,
low-maintenance solution



▲ Balustrades - finish your decking project in style



▲ Synthetic Turf - a green lawn all year round



▲ Composite Decking - the durable alternative to timber

KYUBE GARDEN BUILDINGS



Product specification is subject to change without notification.
Please also note that colours shown are illustrative only, as the printing process does not allow 100% accurate colours to be reproduced.